

Lesson Plan for Pre-School 2 Classroom project.

The goal of this lesson plan is to incorporate feelings of acceptance and welcoming into our first week of class with new students. This lesson plan will hit on the following subjects:

- Understanding Feelings
- Science Skills
- Language Arts Skills
- Craft/Fine Motor Skills
- Following Directions

We will do this while teaching lessons surrounding self-esteem, acceptance, the letter B and butterflies. This lesson plan will be implemented over the course of a week.

Essential question: How can you make your friends feel welcome/happy to be in our class?

Vocabulary : acceptance, respect, self-esteem, kind

Evidence of learning: Students will give ideas on how they show students respect and acceptance to help build students' self-esteem. Students will also make connections to the story that was read using text to text (relating to another story), text to self (relating to something that has happened to them), text to world (relating to someone else or something happening in the world today).

Materials: The Day We Rode The Rainbow by Jodi F. Mays, butcher paper, markers

Introduction: Review with the students the rules of the classroom which are:

- Respect all our friends and teachers
- Respect the learning of others.
- Respect the center and its things.

The teacher will read the story The Day We Rode The Rainbow by Jodi F. Mays. As the story is being read the teacher will ask the students how they think the characters feel throughout the story (especially Basil – the main character).

After the story is read, the students will be prompted with the question 'How can we make our friends feel welcome/happy?' The students will then proceed to contribute to the conversation. In this stage students will also be making connections to the book. The ideas will be discussed and written down on the butcher paper.

When the project is done, the teacher will encourage the students to use these ideas while playing in centers, working on projects, and playing outside with their classmates. The teacher will make observations of the students using these ideas/strategies. Students will be rewarded by putting a block in our class bucket showing that they are filling another students' bucket.

Art: Students will have the opportunity to color in a picture of Basil when he is very colorful.

Craft: Students will make a picture of a butterfly using their handprints and other decorations to make their unique butterfly. Again at this time, students will be encouraged to complement each other on their work.


Snack: Students will make a colorful butterfly using a plastic bag, colorful cereal, and clothes pins. Step by step instructions and a visual demonstration will be given by the teacher.

Science: Reading more books on butterflies (see below), the class will make a cyclical diagram describing the stages of a butterfly's life.

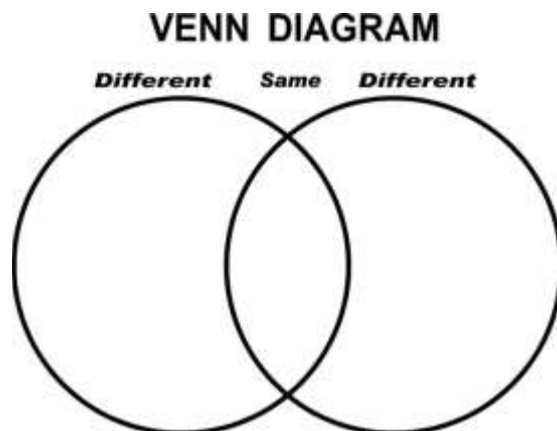
Math: Students will count how many blocks they can put in the bucket for using our ideas/strategies. Students can also be encouraged to make a symmetric butterfly where both wings are identical.


Social Studies: Students can learn and see where butterflies migrate by reading more books (see below) and using a map of the United States.

Reading/Writing: The class can make a Venn diagram to compare the story Elmer by David McKee with the story we read. The students can find the similarities and the differences between two stories. This can be done using hula hoops and jotting down the differences and similarities on post-it notes to put in the correct position. Another way you can do this is by using butcher paper or paper plates to document the students' ideas.





Elmer the elephant is different from all his grey elephant friends because he is so colorful. At first his friends laugh and call him names, but once they realize how nice and fun Elmer is they accept him for who he is. It promotes individuality and respect for all.





This story introduces children to the concept of being nice and respectful to people and how that makes them feel. It also touches on how being grumpy and rude affects themselves and others. Filling someone and your own bucket begins with you.



These two stories touch base on the cyclical stages of a butterfly. It begins with the egg. It continues with the hatching of the caterpillar and how it grows. Next the transformation begins in the cocoon or chrysalis. Then the amazing change occurs from a caterpillar to a butterfly. It touches base on the migration of the butterflies to other places. Finally it explains how this continues to occur because the butterfly will then lay an egg that will start the process all over again.